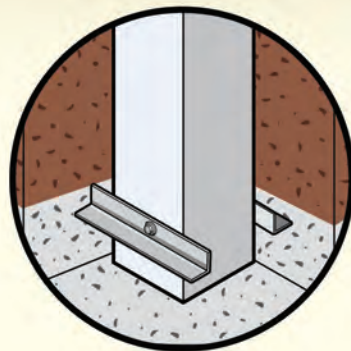
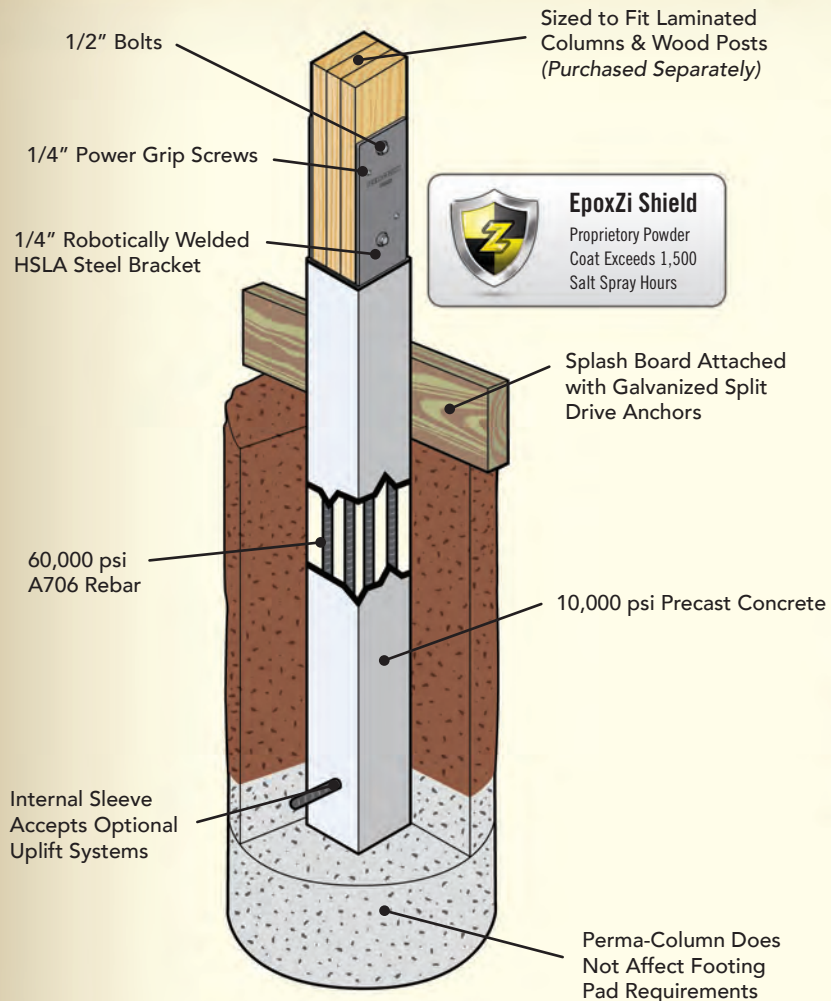
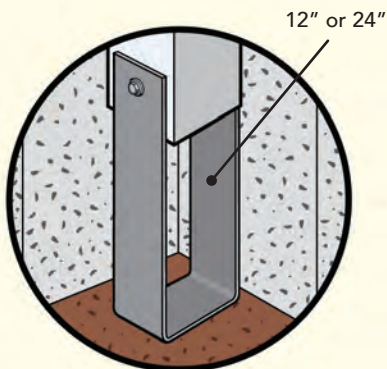


WHAT ARE PERMA-COLUMNS?

PRECAST CONCRETE COLUMNS THAT REPLACE WOOD IN THE GROUND.



OPTIONAL UPLIFT ANCHORS
Up to 2,800 lb Uplift Capacity



OPTIONAL COLUMN EXTENDER
Up to 3,300 lb Uplift Capacity

PERMA-COLUMN MODELS

Design Guide Available to Download at www.permacolumn.com

PC4600
4X6 Post
3-5/8" Pocket I.D.

PC6600
6X6 Post
5-5/8" Pocket I.D.

PC6300
3 Ply 2x6 Laminated Column
4-5/8" Pocket I.D.

PC6400
4 Ply 2x6 Laminated Column
6-1/8" Pocket I.D.

PC8300
3 Ply 2x8 Laminated Column
4-5/8" Pocket I.D.

PC8400
4 Ply 2x8 Laminated Column
6-1/8" Pocket I.D.

Glu Lam Sizes Available in Some Areas



THE LEAST EXPENSIVE CONCRETE FOUNDATION FOR POST FRAME BUILDINGS

Engineered to Replace Wood

Build Like Standard Post Frame

Eliminate Wood Decay



PERMACOLUMN.COM

ASSEMBLE COLUMN



DELIVER



SET COLUMN



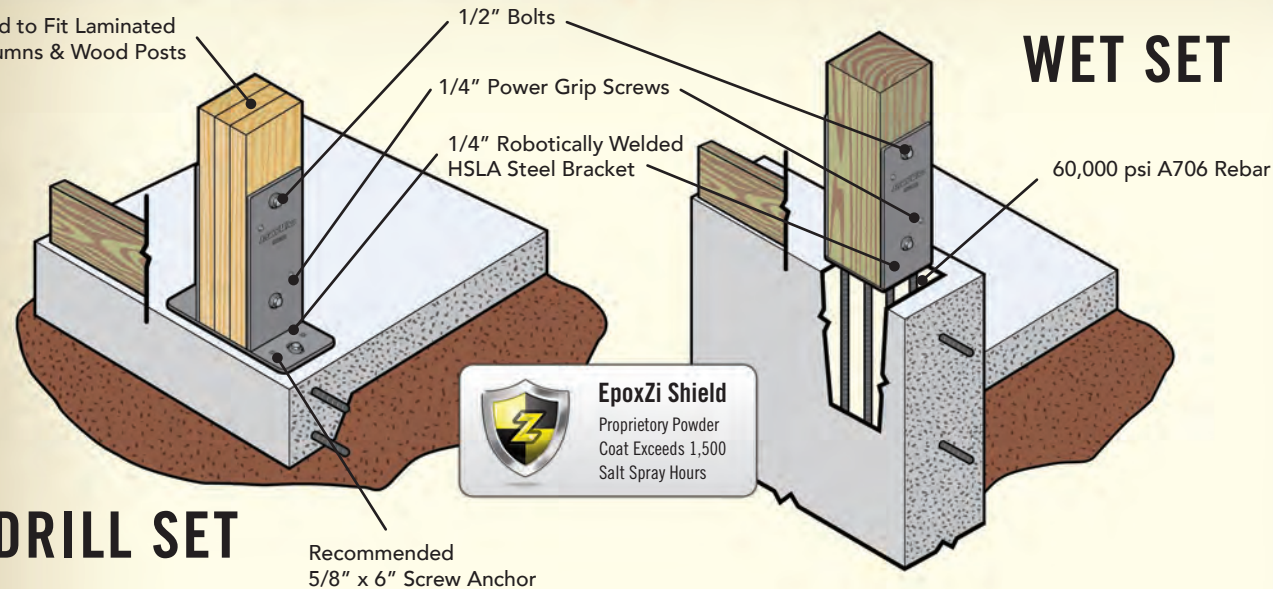
ATTACH SPLASH BOARD



WHAT ARE STURDI-WALLS?

HEAVY DUTY FOUNDATION BRACKETS FOR POST, BEAM, & COLUMN CONSTRUCTION.

Sized to Fit Laminated Columns & Wood Posts



Recommended 5/8" x 6" Screw Anchor

DRILL SET

WET SET

DRILL SET					WET SET					
MODEL	TYPE	ID	SHEAR (lbs)	UPLIFT (lbs)	MODEL	TYPE	ID	SHEAR (lbs)	UPLIFT (lbs)	MOMENT (in-lbs)
SW46	4" x 6" Post	3-5/8"	3,490	5,900	SWP46	4" x 6" Post	3-5/8"	6,560	9,020	28,000
SW66	6" x 6" Post	5-5/8"	3,490	5,900	SWP66	6" x 6" Post	5-5/8"	6,640	9,020	28,000
SW63	3 Ply 6" Lam Col	4-5/8"	3,490	5,900	SWP63	3 Ply 6" Lam Col	4-5/8"	6,640	9,020	28,000
SW64	4 Ply 6" Lam Col	6-1/8"	3,490	5,900	SWP64	4 Ply 6" Lam Col	6-1/8"	6,640	9,020	28,000
SW83	3 Ply 8" Lam Col	4-5/8"	4,600	6,570	SWP83	3 Ply 8" Lam Col	4-5/8"	9,140	11,520	59,000
SW84	4 Ply 8" Lam Col	6-1/8"	4,600	6,570	SWP84	4 Ply 8" Lam Col	6-1/8"	9,140	11,520	59,000
SW85	5 Ply 8" Lam Col	7-5/8"	4,600	6,570	SWP85	5 Ply 8" Lam Col	7-5/8"	9,140	11,520	59,000
SW60	6" Universal	N/A	1,745	2,950	<i>Glu Lam Sizes Available in Some Areas</i>					
SW80	8" Universal	N/A	2,300	3,285						

Please visit www.permacolumn.com to download the complete Sturdi-Wall design manual.

POST REPAIR

Step-by-Step Post Replacement Guide at www.permacolumn.com



1) Remove Post



2) Attach Bracket



3) Pour Concrete

STURDI-WALL ANCHOR BRACKETS



THE ULTIMATE CONCRETE CONNECTION

Engineered for Post Frame

Durable Epoxi Shield Coating

Wet Set & Drill Set Available

Made in the USA

NEW CONSTRUCTION

CONCRETE PIER

UNIVERSAL "L"

ROTTEN POST REPAIR

